



**Jewish
Miami:
A 2024
Community
Study**

***Executive
Summary***

We Are
Connected
Diverse
Educated
Engaged
Growing
Zionist

Jewish Miami Proud



Brandeis

COHEN CENTER FOR
MODERN JEWISH STUDIES
STEINHARDT SOCIAL
RESEARCH INSTITUTE

NORC at the
University of
Chicago

Jewish Miami: A 2024 Community Study



Lily Serviansky



Scott Kaufman

We are proud to release *Jewish Miami: A 2024 Community Study*, a comprehensive report on Miami Jewish households that includes important findings and insights about our Jewish community and how we can best serve it in the years ahead.

The important findings shared here will raise new questions, including ways to effectively support the evolving needs and interests of our dynamic, highly committed, pro-Israel Jewish community today and in the future.

As has been our tradition every 10 years, the Greater Miami Jewish Federation commissioned this essential study to inform our community regarding the planning, organizing and development of programs and services for Jewish Miami. The valuable information shared here will inspire Federation's work — as well as that of agencies, schools, synagogues and other Jewish organizations — enabling us to fulfill our philanthropic and communal responsibilities to all who live, work and play here.

Indeed, Jewish Miami surpasses national averages in many areas — including our deep commitment to Jewish education and strong connections to Israel and the Jewish people. These facts should make us truly proud and ever more driven to shaping our shared destiny.

We extend our most sincere appreciation to the many people and organizations involved in the design, implementation and analysis of this comprehensive study. These include our Community Study Committee headed by Chair and Federation Board member Robert C. Gilbert and Federation Chief Planning Officer Michelle Labgold. We also thank our partners at the Maurice and Marilyn Cohen Center for Modern Jewish Studies (CMJS) at Brandeis University and NORC (National Opinion Research Center) at the University of Chicago, whose work was integral in making this project a reality.

The successful completion of *Jewish Miami: A 2024 Community Study* tells a powerful story about Jewish Miami and all that is possible in this place we call home. We are Jewish Miami Proud!

May we all continue to go from strength to strength.

Sincerely,

Lily Serviansky
Chair of the Board

Scott Kaufman
President & CEO



JEWISH MIAMI: A 2024 COMMUNITY STUDY

EXECUTIVE SUMMARY

Authors

CMJS

Janet Krasner Aronson, Principal Investigator
Matthew Boxer
Matthew A. Brookner
Alicia B. Chandler
Leonard Saxe

NORC

David Dutwin
Evan Herring-Nathan

With

Ilana Friedman, Vivian Jacobs, Daniella Levine, Raquel Magidin de Kramer, Adam Martin, Danny Nussbaum

Revised 08/04/25

© 2025 Brandeis University.

Maurice and Marilyn Cohen Center for Modern Jewish Studies www.brandeis.edu/cmjs

The Cohen Center for Modern Jewish Studies (CMJS), founded in 1980, is dedicated to providing independent, high-quality research on issues related to contemporary Jewish life.

Recommended Citation:

Aronson, J.K., Boxer, M., Brookner, M.A., Chandler, A.B., Saxe, L., Dutwin, D. & Herring-Nathan, E. (2025). *Jewish Miami: A 2024 Community Study: Executive Summary*. Waltham, MA: Cohen Center for Modern Jewish Studies, Brandeis University.

www.brandeis.edu/cmjs/community-studies/miami-report.html

ACKNOWLEDGMENTS

At Brandeis CMJS

Study Directors

Janet Krasner Aronson,
Principal Investigator
Matthew Boxer
Matthew A. Brookner
Alicia B. Chandler
Leonard Saxe

Community Studies Research Team

Ilana Friedman
Vivian Jacobs
Daniella Levine
Raquel Magidin de Kramer
Adam Martin
Danny Nussbaum
Samantha Shortall
Noa Sapir Franklin

Editing and Logistics

Deborah Grant
Masha Lokshin

Study Support

Alyssa Golden
Nina Lokshin
Owen Strasberg

At NORC

Study Team

David Dutwin
Evan Herring-Nathan
Margrethe Montgomery

Statistics and Methodology

Sydney Bell
Patrick Coyle
Nicolas Fernandez
Alexander Haas
Evan Herring-Nathan
Andrea Malpica
Michael Steffan
Chrystine Tadler
Jiazhi Yan

Survey Management

Maddie Schoephoerster
Caroline Tipler

Special Thanks

To Ira M. Sheskin who served as a consultant throughout the study and shared his expertise about the Miami Jewish community.

To the 2,686 respondents who completed the survey. Without their willingness to spend time answering questions about their lives, there could be no study.

INTRODUCTION

Jewish Miami: A 2024 Community Study was conducted by the Maurice and Marilyn Cohen Center for Modern Jewish Studies (CMJS) at Brandeis University, in partnership with NORC at the University of Chicago. This project was commissioned by the Greater Miami Jewish Federation in partnership with local Jewish organizations and congregations. The study employed state-of-the-art methods to create a portrait of the characteristics, attitudes, and behaviors of the Jewish community.

The principal goal of this study is to provide valid data about the Miami-Dade Jewish community that can be used by communal organizations and their leadership to design programs and policies that support and enhance Jewish life. Valid data are essential to effective decision making, allocation of resources, strategic priorities, community support, robust participation, and outreach.

Jewish Miami: A 2024 Community Study provides a snapshot of today's Jewish population in Miami and considers trends and developments in Jewish life and engagement. In interpreting the data, it is important to bear in mind that the study represents the characteristics and views of community members at the time of the survey. Notably, the data were collected during the Israel-Hamas war that began in October 2023, and during a period of rising antisemitism in the United States. It is likely that attitudes about Israel, concerns about antisemitism, and other markers of Jewish identity were influenced by these events.

This study is based on an analysis of a rich set of data collected from 2,686 eligible households between February 5 and June 14, 2024. These households were contacted by mail, email, and telephone, and invited to complete the survey online or by telephone.

Throughout this report, comparisons to the US Jewish population are based on the Pew Research Center's 2020 study, *Jewish Americans in 2020* and on the Brandeis Combined Dataset (CDS) of 25 local Jewish communities. When comparative data is presented without attribution, it is from the Pew study. When data about US Jews is marked as CDS, it is from the CMJS Combined Dataset. See report introduction for details.

REPORT HIGHLIGHTS

Community size

There are approximately 69,700 Jewish households in the Miami Jewish community. These households include 151,400 individuals, of whom 130,100 are Jewish. The Jewish population comprises 5% of the total Miami-Dade population, and Jewish households make up 8% of all households in Miami-Dade County.

Demographic overview

Overall, Miami Jews are older than all US Jews. The mean age of Jewish adults in the Miami Jewish community is 57, and the median age is 59. In comparison, both the mean and the median age for Jewish adults nationally is 49.

The individual intermarriage rate (percent of married Jewish adults who have a non-Jewish partner) in Miami is 24%, significantly lower than the national average of 42% in 2020.

Compared to the US Jewish community, the Miami Jewish community has fewer households with minor children and more households with adults living alone or with roommates.

The share of Jewish adults in Miami who identify as Orthodox (13%) or Conservative (23%) is higher than the national average. Nearly a third of Miami Jewish adults (31%) identify as Reform, the largest denomination. One quarter of Miami Jewish adults (25%) have no specific denomination and describe themselves as Secular/Culturally Jewish or Just Jewish/no particular denomination. In comparison, 32% of Jews nationally have no specific denomination.

The Miami Jewish community is divided fairly evenly among those identify as politically conservative (26% conservative, 6% very conservative), politically liberal (26% liberal, 9% very liberal), and moderate (34%). The combined share who identify as conservative or very conservative (34%) is similar to the combined share who identify as liberal or very liberal (37%) and to the share who identify as moderate (34%).

Compared to all US Jewish adults, Miami has a larger share of Jewish adults who identify as politically conservative (26% Miami, 12% US) and very conservative (6% Miami, 3% US). Compared to all US Jewish adults, Miami has a smaller share of Jewish adults who identify as liberal (26% Miami, 32% US) and very liberal (9% Miami, 18% US). The share of Jewish adults in Miami who identify as moderate is similar to that of Jewish adults nationally (34% Miami, 32% US).

As the generation of Holocaust survivors is shrinking, only 4% of Miami Jewish adults ages 80 and older are Holocaust survivors or refugees. However, 27% of Miami Jewish adults are descendants of a Holocaust survivor, victim, or refugee.

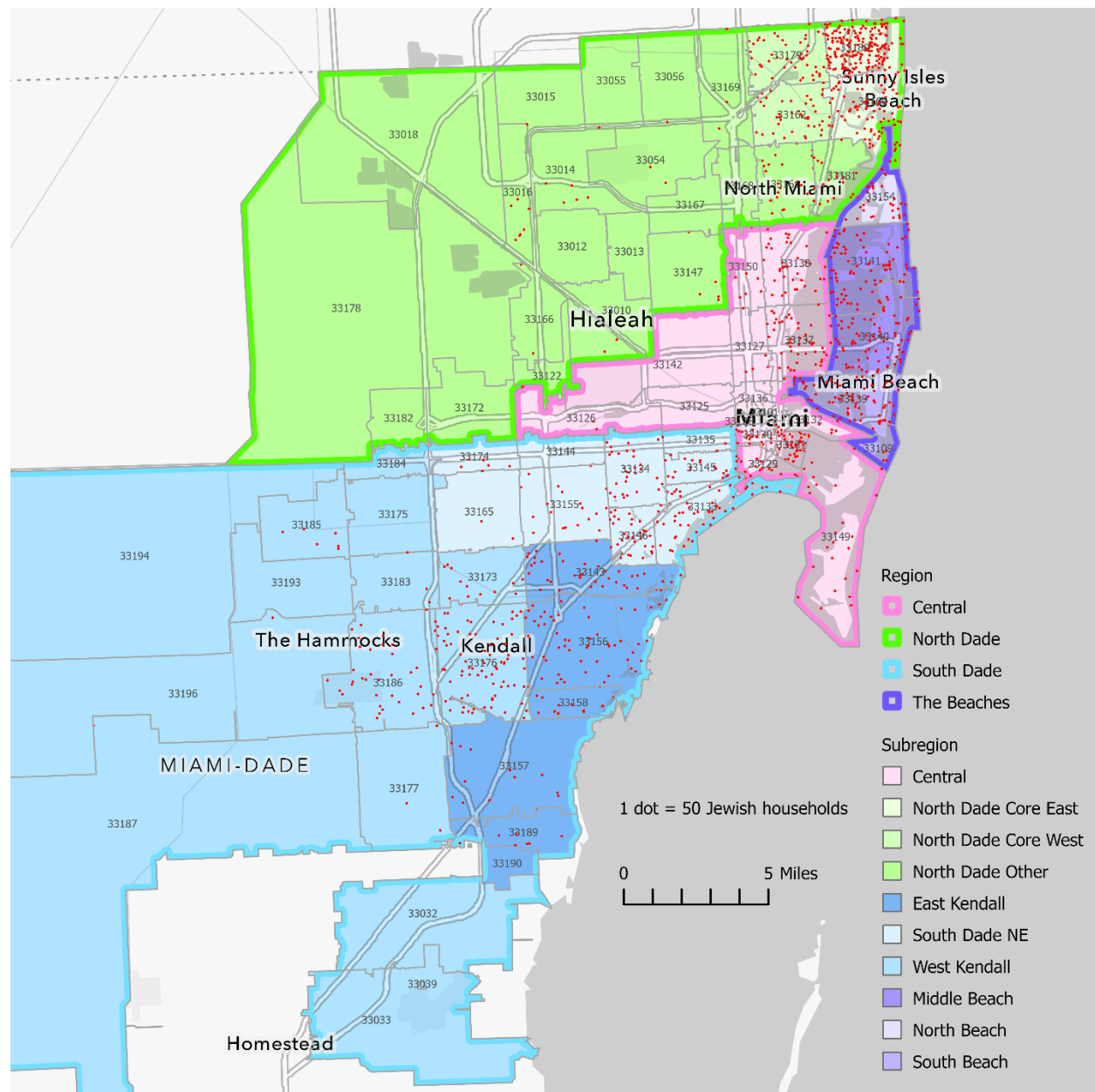
Geography

The largest concentrations of Miami Jewish households and Jewish individuals are in North Dade (33% of households and 39% of Jewish individuals). The second largest concentration of Miami

Jewish households is South Dade, with 32% of households and 29% of Jewish individuals. The Beaches includes 20% of Miami Jewish households and 18% of Miami Jewish individuals. The Central region includes 16% of Miami Jewish households and 13% of Miami Jewish individuals. The apparent inconsistency between the distribution of Jewish households and Jewish individuals reflect differences in household size; regions with more families will include more individuals per household.

While 20% of all Miami Jewish households include minor children, only 11% of Central Jewish households and 25% of North Dade Jewish households include children. Nearly half of South Dade Jewish households (47%) include couples without children. More than half of Central Jewish households (54%) are comprised of individuals living alone or with unrelated roommates.

Figure I. Map of Jewish households in Miami-Dade



Residence

Almost three quarters of Miami Jewish households (73%) own their residences, while 27% are renters. Just over half of Miami Jewish households (53%) reside in a multi-family building such as an apartment, high-rise, or condominium.

Fifteen percent of Miami Jewish households have another home outside of Miami where they live at least part of the year. Only a small share of Miami Jewish households (3% or about 2,000 households) are seasonal residents who spend less than six months per year in Miami. Another 12% of Jewish households (8,200 households) have a home outside of Miami but consider Miami to be their primary residence and spend at least six months per year in Miami.

Nearly one quarter of Miami Jewish adults are relative newcomers, with 7% having arrived within the past two years, 11% three to five years ago, and another 7% within the past five to nine years.

Jewish adult newcomers to Miami (in the area for less than ten years) are significantly younger than longer-term residents. More than half of Miami Jewish adult newcomers (52%) are under age 40, compared to 25% of all Miami Jewish adults. Nearly one third of Miami Jewish adult newcomers (31%) have minor children compared to 24% of all Miami Jewish adults. More than a third of Jewish adult newcomers (37%), live in North Dade; more than one quarter (28%) live in Central and nearly one quarter (23%) live in The Beaches. The remaining 12% live in South Dade.

Of Miami Jewish adults who have arrived in the last two years, 72% are under age 40, 44% are couples without children, and half (49%) live in North Dade.

Of Jewish adults who have arrived to the area in the last ten years, 24% are Orthodox, compared to 13% of all Miami Jewish adults; 14% have no denomination, compared to 25% of all Miami Jewish adults.

Origins

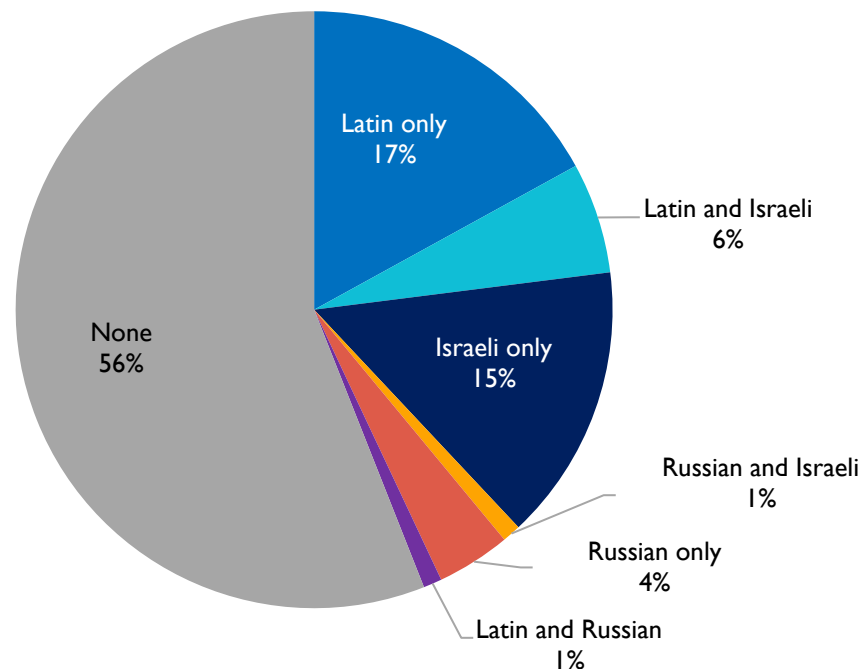
Two thirds of Miami Jewish adults (64%) were born in the United States, including 12% who were born in Miami. Nineteen percent of Miami Jewish adults were born in Latin America (broadly defined as Mexico, Central America, South America, or the Caribbean), and 3% of Miami Jewish adults were born in Israel. Almost half of Miami Jewish households (45%) include at least one adult born outside the United States, while in 33% of Miami Jewish households, all adults were born outside the United States. Among all US Jewish adults, 90% were born in the US.

Twenty-six percent (26%) of Miami Jewish adults (23,700 Jewish adults) define themselves as being part of the Latin American Jewish community, and 24% of Jewish households (13,900 households) include someone who considers themselves part of the Latin American Jewish community. Among Miami Latin American Jewish adults, 26% were born in the United States. The largest share of Miami Latin American Jewish adults (64%) were born in Latin America, primarily in Argentina (17%), Venezuela (12%), and Colombia (10%).

Six percent (6%) of Miami Jewish adults (6,100 Jewish adults) define themselves as being part of the Russian-speaking Jewish community; 6% of Jewish households (3,500 households) include someone who considers themselves part of the Russian-speaking Jewish community. Among Miami Russian-speaking Jewish adults, 58% were born in the United States. About one-in-four Miami Russian-speaking Jewish adults (29%) were born in Russia, Ukraine, or Former Soviet Union (FSU).

Nineteen percent (19%) of Miami Jewish adults (21,000 Jewish adults) define themselves as being part of the Israeli American Jewish community; 23% of Jewish households (13,100 households including 31,600 individuals) include someone who considers themselves part of the Israeli American Jewish community. Among Miami Israeli American Jewish adults, 37% were born in the United States. Thirteen percent of Miami Israeli American Jewish adults were born in Israel, and 17% were born in Latin America.

Figure 2. Geographic identity groups (% of Jewish households)



Of the three geographic identity groups, Miami Israeli Americans have the largest share of young adults, with 45% of Jewish adults ages 22 to 39. The Miami Russian-speaking Jewish community has the largest share of older adults, ages 65 to 75 (41%) and ages 75 and older (19%).

With respect to Jewish denomination, as compared to the general Jewish Miami population, Latin American Jews are more likely identify as Conservative (35%) and Traditional (11%) and less likely to identify as Reform (19%). Compared to the general Jewish Miami population, Israeli Americans are more likely to identify as Orthodox (32%) and less likely to identify as Reform (12%) or no denomination (20%).

Jewish denominations

The largest denomination among Miami Jewish adults is Reform (31%). About one quarter of Jewish adults (23%) identify as Conservative, and 13% as Orthodox. One quarter of Jewish adults (25%) have no specific denomination and describe themselves as Secular/Culturally Jewish or Just Jewish/no particular denomination.

In comparison to all US Jews, Miami includes a larger share of Jewish adults who identify as Orthodox (13% Miami, 9% US) and Conservative (23% Miami, 17% US), and a smaller share of Jewish adults who identify as Reform (31% Miami, 37% US) and no specific denomination (25% Miami, 32% US).

For this study, we include the denomination “Traditional” to recognize that this is the preferred category for many Miami Jewish adults, particularly those born outside of the United States. Among Miami Jewish adults, 5% identify as Traditional.

Miami Orthodox Jewish adults are younger than the rest of the population; the youngest adults, ages 22 to 29, make up 52% of the Orthodox population. Orthodox Jewish adults reside primarily in The Beaches (41%) and in North Dade (45%). Conservative (41%) and Traditional (52%) Jewish adults primarily reside in North Dade (41%). Half of Reform Jewish adults reside in South Dade.

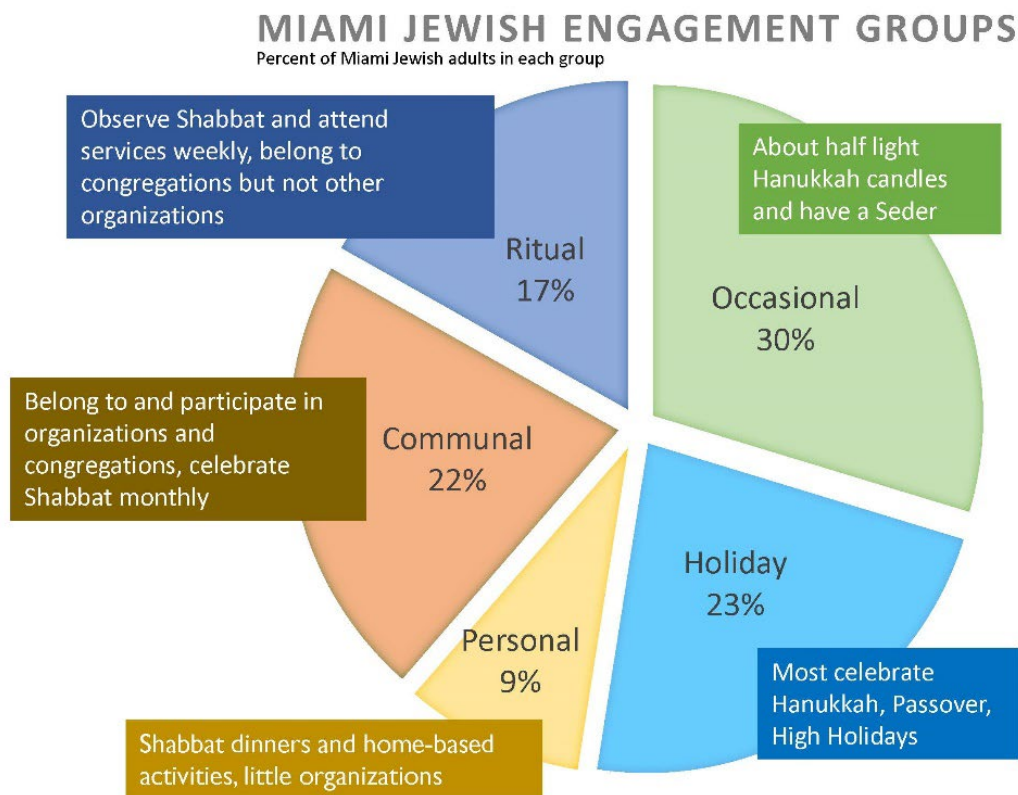
Overall, 78% of Miami Jewish adults had some Jewish education in childhood, including 47% who attended part-time school, 31% who attended day school, 32% who attended overnight camp, and 36% who participated in a Jewish youth group. More than one quarter of Jewish adults (26%) participated in Jewish activities sponsored by Jewish college groups, such as Hillel or Chabad. Among Orthodox Jewish adults, 72% attended day school. Among Jewish adults with no denomination, 59% had some Jewish education in childhood, including 29% who attended part-time school and 17% who attended Jewish day school.

Index of Jewish engagement

This chapter introduces the Index of Jewish Engagement. This typology, developed to describe the composition of the Miami Jewish community, is used throughout this report to illustrate the diversity of expressions of Jewish life. The Index of Jewish Engagement utilizes a statistical technique first introduced to Jewish community studies in 2015, but the typology developed here is unique to the Miami Jewish community.

The Index of Jewish Engagement identifies five patterns of Jewish involvement in the Miami Jewish community based on a statistical analysis of a wide range of reported Jewish behaviors including ritual, organizational, and individual activities. Because it is based on behaviors, the Index can be more informative than using self-ascribed labels such as denomination, which vary in meaning among individuals. The Index is designed to help in identifying engagement opportunities for a community with diverse needs and interests. Jewish adults' decisions to take part in activities can reflect the value and meaning they find in these activities, the priority they place on them, the level of skills and resources that enable them to participate, and the opportunities available and known to them.

Figure 2. Jewish engagement groups



The five patterns of Jewish engagement in Miami—Occasional, Holiday, Personal, Communal, and Ritual—are described in detail below. The Index illustrates and clarifies the diversity of Jewish engagement *within* denominational groups. For example, not all Jews who identify as Orthodox are in the Ritual group as might be expected; about one-in-five Orthodox Jewish adults are in the Communal group. Conversely, only three-in-five Ritual Jews describe themselves as Orthodox. Aside from the Orthodox population, Jewish adults of every denomination, including no denomination, are part of every engagement group.

Jewish adults of all ages are represented in each engagement group. The youngest Jewish adults, ages 22 to 29, are overrepresented in two of the groups, Communal and Ritual, and make up more than a third of each of these groups.

Jewish engagement varies among the four regions in Miami. The largest shares of the Ritual (43%) and Personal (45%) groups live in North Dade. The largest share of the Occasional group (46%) lives in South Dade.

Although 24% of Jewish adults in Miami are parents of minor children, 51% of those in the Ritual group are parents of minor children. Thus, the Ritual group includes a higher share of parents than all other engagement groups.

Attitudes about being Jewish

Attitudes about being Jewish can serve as another indicator of Jewish engagement. Understanding the differences in attitudes and the meaning attached to being Jewish can help Jewish organizations develop entry points to Jewish life that are best suited for each engagement group.

Miami Jewish adults feel very strongly about the centrality of being Jewish in their lives: 67% say that being Jewish is very important, and 21% say that it is somewhat important. Attitudes about being Jewish are highly correlated with Jewish engagement type. For example, nearly all Jewish adults in the Ritual group feel that being Jewish is very important. In contrast, one quarter (26%) of the Occasional group feel that being Jewish is very important.

Nearly half of Miami Jewish adults (47%) feel that being Jewish is very much part of their daily life, and another 30% feel that being Jewish is somewhat part of their daily life. Among all US Jews, 27% say that being Jewish is very much part of their daily life (CDS).

The aspects of Jewish life that are considered most essential to being Jewish include caring about Israel (77%), connecting to family and traditions (76%), and being part of a Jewish community (66%). For all groups other than the Occasional, caring about Israel is one of the most important aspects of being Jewish. For the Holiday, Personal, and Communal groups, connecting to family and traditions are the most important aspects of being Jewish, and for the Ritual group, the most essential aspects of being Jewish include Jewish learning and education, Jewish rituals, and being part of a Jewish community.

Children

Of the 29,200 children who reside in Jewish households in the Miami Jewish Community, 26,200 (90% of all children) are considered Jewish by their parents. A majority of these children are considered Jewish exclusively (24,600, or 84% of all children). A small percentage of all children in Miami Jewish households are considered Jewish and another religion (4%).

Twenty percent (20%) of Jewish households in Miami include a minor child. Nationally, 25% of Jewish households include a minor child (CDS).

Three quarters of Jewish children (75%) in Miami are being raised by two Jewish parents, while 13% are being raised by one Jewish parent and one non-Jewish parent.

Nearly half of Miami Jewish children (46%) reside in Orthodox households. The share of Miami Orthodox children appears to be growing: 59% of Jewish children not yet in kindergarten are Orthodox, compared to 19% of high school students.

Among Miami Jewish households with minor children, 42% reside in North Dade, 32% in South Dade, 17% in The Beaches, and 9% in Central.

Jewish education

Participation in Jewish early childhood education is higher in Miami than in most other US Jewish communities. For the 2023- 24 school year, roughly half of Miami Jewish children (45%) who are not yet in kindergarten were enrolled in an early childhood program run by a Jewish organization. Nationally, 20% of age-eligible Jewish children were enrolled in a Jewish early childhood program (CDS).

Participation in Jewish day school education is far higher in Miami than in other US communities, but participation in part-time school is lower. In Miami, 41% of K-12 Jewish students were enrolled in Jewish day school or yeshiva, compared to 11% nationally. In Miami, 7% of K-12 Jewish students were enrolled in part-time school, compared to 15% nationally (CDS).

Although the Occasional and Ritual parents were equally likely to enroll their children in some form of Jewish education, the Ritual group was more likely to enroll their children in a Jewish day school or yeshiva.

Participation in Jewish education, including Jewish day school, does not significantly vary by financial status. Half of financially struggling households send their children to Jewish education. This reflects the fact that more Jewishly engaged households are financially struggling and points to the cost of Jewish day school as being one of the factors that increases financial challenges.

The study suggests a likely increase in demand for Jewish day school education in the future. Day school enrollment was highest among younger children. Half of children in grades K-5 attended Jewish day school, as did 33% of children grades 6-8 and 23% of high schoolers.

Among parents who have Jewish children not yet in kindergarten, 59% definitely plan to send their children to Jewish day school or yeshiva. The primary consideration for parents in planning for day school is the location of the school.

Among parents of Jewish K-8 children, 76% definitely plan to send their children to Jewish day school or yeshiva for high school and another 15% are very likely to do so. Among these parents, the most common considerations include cost (70%), finding the right religious fit (60%), and location (46%).

More than three quarters of non-Orthodox parents who have children K-8 would definitely (42%) or probably (34%) investigate a new non-Orthodox community Jewish middle or high school if it were offered in Miami.

Among Jewish K-12 parents who considered Jewish day school for their children but did not enroll them, the most frequent reasons given for not enrolling are cost and that the curriculum does not accommodate children's learning needs (84% respectively).

More than three quarters of non-Orthodox parents who have children K-8 not enrolled in Jewish day school or yeshiva would definitely (42%) or probably (34%) investigate a new non-Orthodox community Jewish middle or high school if it were offered in Miami-Dade.

Among K-12 parents who considered Jewish day school but did not enroll, the most frequent reasons given for not enrolling are cost and that the curriculum does not accommodate children's learning needs (84% respectively)

Congregations

In Miami, 35% of Jewish *households* belong to some type of Jewish congregation, whether a synagogue, temple, independent *minyan* or *chavurah*, or High Holiday congregation. Among Jewish *adults*, 42% live in congregation-member households. Nationally, 25% of US Jewish adults reside in a congregation-member household.

Not all congregation memberships require payment of dues. Although 35% of Miami Jewish households belong to a congregation, only 13% pay dues of any sort.

Of Miami Jewish households that own a second home, 21% belong to a congregation in Miami, and 18% belong to a congregation outside Miami.

Among Miami Jewish households that are members of any congregation, 26% belong to or regularly participate at a Chabad, 33% belong to or regularly participate at an Orthodox synagogue, 21% belong to or regularly participate at a Conservative synagogue, and 27% belong to or regularly participate at a Reform synagogue. Among Miami Jewish households that do not belong to any synagogue, 11% regularly participate at Chabad, 6% regularly participate at a Conservative synagogue, and 7% regularly participate at a Reform synagogue.

Jewish ritual

Fourteen percent (14%) of Miami Jewish adults attended service at least weekly in the past year, and almost one third of Miami Jewish adults (32%) attended services at least monthly. Thirty percent (30%) of Miami Jewish adults did not attend services at all in the past year. Nationally, 12% of US Jewish adults attended services at least weekly, 8% attended services once or twice a month, 27% attended services a few times a year, and 52% attended services seldom or never.

One third of Miami Jewish adults (33%) marked Shabbat every week or almost every week in the previous year. About three quarters of Miami Jewish adults marked Shabbat at least occasionally, and one quarter (26%) never did. Nationally, 20% of US adults marked Shabbat often, and 19% did so sometimes (CDS).

The most common ways that Miami Jewish adults marked Shabbat in the past year were by spending time with family or friends (61%), lighting Shabbat candles (61%), and eating a special meal (52%).

Eighty-two percent of Miami Jewish adults lit Hanukkah candles in 2023, 81% attended or held a Passover seder in 2024, and 56% fasted on Yom Kippur in 2023. Nearly three quarters of Miami Jewish adults have a mezuzah on their front door, and 43% of Miami Jewish adults keep any kosher practices. Nationally, 62% of US Jews held or attended a Passover seder in the prior year; 46% fasted for all or part of Yom Kippur.

Community connections

Nearly all Miami Jewish adults (97%) feel a sense of belonging to the Jewish people, and 64% feel that they very much belong. This share is higher than among the adults in the US Jewish community, of whom 85% feel some sense of belonging to the Jewish people and 48% feel a great deal of belonging.

About four-in-five Miami Jewish adults (82%) feel at least some sense of belonging to the general Miami Jewish community, including 25% who feel they very much belong to the general Miami Jewish community. Nationally, 72% of Jewish adults feel some connection to their local Jewish community, and 18% feel very connected (CDS).

Over half of Miami Jewish adults (57%) say that most or all of their friends are Jewish, including 16% who say that all of their friends are Jewish. Nationally, 29% of Jewish adults say that most or all of their close friends are Jewish.

Organizational involvement

Thirty percent (30%) of all Miami Jewish households belong to a Jewish organization or informal group, including 8% of Jewish households that belong to a JCC; 18% that belong to a Jewish organization, aside from a congregation or a JCC; and 11% that belong to an informal or grassroots Jewish group. Nationally, 20% of Jewish households belong to a Jewish organization.

About two thirds of Miami Jewish adults (65%) participated in at least one Jewish-sponsored program in the previous year, including 18% who participated rarely, 31% who participated sometimes, and 16% who participated often. Nationally, 47% of Jewish adults participated in at least one program in the prior year, and 11% participated often.

The most commonly perceived barriers to program participation are not knowing many people (31%), the location not being convenient due to traffic or parking (28%) and not having found Jewish programs of interest (28%).

Of the 35% of Jewish adults who did not participate in any Jewish programs during the past year, two thirds (37%) were somewhat or very interested in participating in programs sponsored by the Miami Jewish community. Thirty-three percent (33%) of Jewish adults who did not participate in any Jewish programs during the past year (about 12% of all Miami Jewish adults) were not at all interested in participating in the future.

Two thirds of Jewish adults say that information about local Jewish programs, events, and other activities is somewhat (33%) or very easy (34%) to access. Almost one quarter of Jewish adults say that this information is somewhat (16%) or very difficult (7%) to access.

Connections to Israel

Of all Miami Jewish adults, 71% have been to Israel at least once, including 41% who have visited more than once, and 13% who have lived in Israel. The share of Miami Jewish adults who have been to Israel is higher than among all US Jewish adults, of whom 45% have been to Israel.

More than three quarters of Miami Jewish adults (78%) feel some level of emotional attachment to Israel, with 25% feeling somewhat attached and 53% feeling very attached. Among all US Jewish adults in 2020, 58% felt somewhat (32%) or very (25%) attached to Israel.

Three quarters of Miami Jewish adults (77%) consider caring about Israel to be an essential part of being Jewish. Among all US Jewish adults in 2020, 45% viewed caring about Israel as essential to being Jewish.

Although travel to Israel is most common among Miami Jewish adults with Jewish partners (81%), it is noteworthy that half of Jewish adults with non-Jewish partners (49%) and 62% of single Jewish adults have been to Israel. Nearly all Miami Jewish adults with a Jewish partner feel attached to Israel, either somewhat (16%) or very (66%) attached, and more than half of Miami Jewish adults with a non-Jewish partner feel attached to Israel, either somewhat (31%) or very (24%) attached.

Even among the 29% of Miami Jewish adults who have never been to Israel, about half have strong connections. More than half of Miami Jewish adults who have never been to Israel (54%) consider caring about Israel to be an essential aspect of being Jewish. Of Miami Jewish adults who have never traveled to Israel, 59% rank Israel-related causes among their top issues for donations and volunteering.

Almost all Miami Dade Jewish adults follow news about Israel somewhat (28%) or very (62%) closely. Among all US Jewish adults in 2020, 57% followed news about Israel very (14%) or somewhat (43%) closely.

In the Miami Jewish community, there is wide agreement about the importance of Israel to exist as a refuge for the Jewish people (85% strongly agree). Two thirds of Jewish adults (67%) strongly agree that they often see or hear inaccurate or unfair criticism of Israel. While 43% of Miami Jews strongly agree that American Jews have the right to criticize Israel's government, 8% strongly disagree, and 13% somewhat disagree.

Just over half of Miami Jewish adults (56%) strongly agree that they feel confident in their level of understanding of the current situation in Israel. Most Miami Jewish adults feel confident in participating in conversations about Israel, especially in Jewish settings. Only 30% of Jewish adults feel that they do not know enough about the current situation to participate in conversations about Israel, including 5% who feel strongly they cannot participate in conversations, and 25% who feel somewhat that they cannot participate in conversations.

Twenty percent (20%) of Miami Jewish adults feel that their views about Israel are often unwelcome in Jewish settings. A larger share, 45%, indicate that their views are sometimes unwelcome in non-Jewish settings.

Miami Jewish adults who are more highly engaged in Jewish life are more likely to feel that their views about Israel are welcome in Jewish settings, compared to Jewish adults who are less engaged in Jewish life.

Views about Israel vary significantly by political identification. Miami Jewish adults who identify as politically conservative are more likely than those who identify as liberal to place importance on Israel's existence as a refuge (conservative 91%; liberal 72%), and more likely to consider criticism of Israel to be unfair (conservative 83%; liberal 45%). Politically liberal Jewish adults are more likely to believe that American Jews have the right to criticize Israel's government (liberal 59%; conservative 19%). Politically liberal Jewish adults are somewhat less likely than politically conservative Jewish adults to say that they feel confident in their level of understanding of the current situation in Israel (liberal 43%; conservative 64%).

Comfort with participating in conversations about Israel in Jewish spaces varies by political identification. Politically conservative Jews are more comfortable expressing their views about Israel in Jewish settings, as compared to politically liberal Jews. While 61% of politically conservative Jews rarely feel that their views are unwelcome in Jewish spaces, 32% of liberal Jews rarely feel their views about Israel are unwelcome in Jewish spaces.

Although emotional attachment to Israel is high in the community, 45% of Miami Jews reported that they were much more attached to Israel after October 7, 2023. Another quarter of Jewish adults (23%) were somewhat more attached to Israel after October 7, and the same share, 23%, did not experience a change in their level of attachment. Nine percent (9%) of Miami Jewish adults expressed that they were less attached to Israel since October 7.

Miami Jewish adults responded to the events of October 7 in a variety of ways. Nearly all Miami Jewish adults (95%) participated in some Israel-related activity in response to October 7. Nearly all Miami Jewish adults (90%) reported that they followed news about Israel more closely than they had previously, more than half of Jewish adults (55%) contacted friends/family in Israel to see how they were doing, and 52% of Jewish adults made a special donation of money or goods in emergency aid to Israel.

Antisemitism concerns

The vast majority of Miami Jewish adults are very concerned about antisemitism on college campuses, online, and in the United States. Forty-five percent of Jewish adults are very concerned by antisemitism in Miami.

As a response to their concerns about antisemitism, more than half of Jewish adults (57%) listed combating antisemitism as a top cause for volunteering and donations. Among those in the Communal group, the individuals most involved with Jewish organizations, 72% listed combating antisemitism as a top cause.

Twenty-nine percent of Jewish adults reported that they personally were the target of an antisemitic incident within the past year. The most common antisemitic incidents were antisemitic remarks from someone they did not know (21%) or someone they did know (18%). Three percent (3%) of Jewish adults were targets of an antisemitic act of vandalism, and 1% were targeted by an antisemitic physical attack or threat of attack.

Fewer than half of Jewish adults (40%) avoided activities out of a fear of antisemitism. Nearly one quarter of Jewish adults (24%) avoided going to places or events out of a fear of antisemitism, and 23% of Jewish adults avoided mentioning Israel out of a fear of antisemitism. Seventeen percent (17%) of Jewish adults avoided wearing or displaying objects that would identify them as a Jew, and 15% of Jewish adults avoided posting Jewish content online that would identify them as a Jew.

Jewish older adults are more concerned about antisemitism in the Miami area compared to Jewish young adults, although the concern about antisemitism in the United States, online and on social media, and on college campuses is very high regardless of age.

Despite younger Jewish adults ages 22 to 39 being less concerned about local antisemitism than their older Jewish counterparts, younger Jewish adults reported hearing more antisemitic remarks than did older Jewish adults. Younger Jewish adults were more likely to alter their behavior due to fear of antisemitism than were older Jewish adults. More than half of Jewish adults ages 22 to 39 (58%) and nearly half of Jewish adults ages 40 to 54 (48%) reported avoiding activities out of fear of antisemitism. Jewish adults with children were also more likely to avoid going to places or events out of fear of antisemitism (43%) than Jewish adults without children (18%).

Volunteering and philanthropy

Nearly half (45%) of Miami Jewish adults volunteered somewhere in the past year, and 29% volunteered for a Jewish organization. Included in the 45% are 15% of Jewish adults who volunteered exclusively for Jewish organizations and 14% who volunteered for both Jewish and non-Jewish organizations. Nationally, one quarter of Jewish adults volunteered for a Jewish organization in the past year (CDS).

Two thirds of Miami Jewish households made a charitable contribution in the past year, including half of households (49%) who donated to at least one Jewish organization. Fifteen percent (15%) of Miami Jewish households donated to both Jewish and non-Jewish organizations, 35% donated only to Jewish organizations, and 17% donated only to non-Jewish organizations. Nationally, 62% of US Jewish households donated to at least one Jewish organization (CDS).

Israel-related organizations (64%), followed by a congregation or synagogue (48%), are the top recipients of donations (not including dues) from those Jewish households that donated to Jewish organizations.

Combating antisemitism (57%), Israel-related causes (53%), and Holocaust awareness and education (49%) are the top causes for donating and volunteering.

There are notable differences among engagement groups in terms of volunteering and philanthropy. In most cases, the Communal and Ritual groups have higher shares of participation in Jewish philanthropy compared to the other engagement groups, but they differ in some of their priorities. Although the Personal group did not volunteer in the previous year, their donation patterns were similar to the Communal group.

As expected, the highest shares of all giving and Jewish giving are found among financially well-off Jewish households, with 86% donating to any organization. Two thirds of well-off Jewish households donated to any Jewish organization in the past year compared to 38% of struggling Jewish households and around half of Jewish households with enough (53%) and extra money (48%).

Greater Miami Jewish Federation

Twenty-one percent (21%) of Jewish households report that they donated to the Greater Miami Jewish Federation in the previous year.

A majority of Miami Jewish adults view the impact of the Greater Miami Jewish Federation (GMJF) favorably, including 29% who rate the Federation's impact as very positive and another 26% who rate the impact as somewhat positive. Although few community members express negative views about GMJF, 21% of Jewish adults do not know about its impact and another 18% are not familiar with GMJF.

Among Jewish adults who are familiar with GMJF, a majority strongly agree that the Federation is responsive to the needs of Jews in Israel and around the world (63%) and that it is the essential "backbone" for Jewish life in Miami (57%).

Federation giving was highest among Communal households (83%) followed by similar shares in the Ritual (33%) and Personal (32%) groups. There were nearly no Federation donors in the Occasional group (2%).

Well-off Jewish households were most likely to donate to Federation (35%) and struggling Jewish households were least likely to donate to Federation (12%).

Economic well-being

The Miami Jewish community is highly educated. Eighty percent (80%) of Miami Jewish adults have earned at least a bachelor's degree, including 18% with a bachelor's degree, and 62% with a graduate or professional degree. Among Jews in the United States, 58% have a bachelor's degree or higher, including 28% with a graduate degree.

Two thirds of Miami Jewish adults (those not in high school) are employed, either full-time (48%), part-time (11%), or in multiple positions (9%). Twenty-two percent (22%) of Miami Jewish adults are retired. A similar share (64%) of all US Jewish adults are employed, either full-time (47%), part-time (12%), or in multiple positions (5%). Twenty-four percent (24%) of US Jewish adults are retired.

Twenty-six percent (26%) of Miami Jewish households are defined as financially “struggling.” (Four percent of Jewish households report they cannot make ends meet, and another 22% are just managing to make ends meet.) Thirty-six percent (36%) of Miami Jewish households report having “enough” money, 23% report having “extra” money, and 16% describe themselves as “well-off.” Among all US Jewish households, 19% describe themselves as financially struggling and 21% as well-off (CDS).

About one third (35%) of Miami Jewish households report that their financial situation is about the same as it was five years ago. Over two thirds of Miami struggling Jewish households (68%) report that their financial situation has worsened in the past five years, including 33% who say it has gotten “much worse.” In contrast, 53% of Miami well-off Jewish households report that their financial situation has improved in the past five years, including 26% who said it has gotten “much better.”

Almost three quarters of Jewish households in Miami (73%) own their home, while the remaining quarter (27%) rent their home. Among homeowners, 31% have homes valued at less than \$500,000, 38% have homes valued between \$500,000 to \$1 million, 27% have homes valued between \$1 million and \$3 million, and 5% have homes valued at more than \$3 million.

Fourteen percent (14%) of Jewish households had difficulties paying for basic necessities during the past year, including food, housing, and medical care. Among Jewish households with children, 24% had difficulty paying for basic necessities, compared to 12% of Jewish households without children. Among financially struggling Jewish households, 46% had difficulty paying for basic necessities.

Health needs

Seventy percent (70%) of Jewish adults describe their physical health as “very good” (31%) or “excellent” (39%), and 73% describe their mental health as “very good” (31%) or “excellent” (42%). Thirteen percent (13%) of Jewish adults ages 65-74 describe their physical health as “only fair” or “poor,” as do 18% of Jewish adults ages 75 or older.

Twenty-one percent (21%) of Jewish households in Miami include at least one person who has a chronic health issue, mental health issue, special need, or disability that affects participation in work, school, or activities. Nationally, 22% of Jewish households including someone with a health issue (CDS).

In 20% of Jewish households, at least one adult has a health issue; in 6% of Jewish households with children, at least one child has a health issue. The health issues most commonly faced by **adults** are chronic illness (11% of all Jewish households) and physical disability (9% of all Jewish households).

Financial well-being is correlated with health conditions. In 29% of financially struggling Jewish households, someone has a health issue, compared to 14% of well-off Jewish households.

About two thirds of Jewish households (66%) with at least one teen or young adult ages 12-26 include someone who is currently experiencing social or emotional challenges. The most common challenges are managing anxiety or depression (41%) and coping with academic pressure (37%).

Sixteen percent (16%) of all Jewish households required health services to manage a limiting health issue, representing 79% of households with a limiting health issue. Of Jewish households with a limiting health issue, 64% found the services to be adequate, and 15% found them inadequate.

Jewish households in which someone had a health issue or someone was age 65 or older were asked about the services needed to manage those health and age-related challenges. Almost all of these households (94%) needed at least one service to manage health issues in the past year. Of Jewish households that needed at least one service, 28% did not receive at least one needed service, and 5% of Jewish households that needed a service received at least one from a Jewish organization.

The need for treatment for mental or emotional health is prevalent among a significant share of Jewish households, not only those in which someone's daily life was limited by their mental health or emotional health. Although 3% of Jewish households included someone with a limiting mental or emotional health issue, 18% of households including someone who required treatment for mental or emotional health issues. Four percent (4%) of all Jewish households needed mental health treatment but did not receive it; fewer than 1% of all Jewish households received mental health services from a Jewish organization.

Caregiving and aging

Nineteen percent (19%) of Jewish households have someone who manages or personally provides care for close relatives or friends. Eight percent (8%) of Jewish households needed assistance providing caregiving services. Two percent (2%) of Jewish households required a caregiving service but did not receive it; fewer than 1% of Jewish households received caregiving services from a Jewish organization.

Two percent (2%) of Jewish households ages 65 or older reside in an assisted living facility or an independent senior living building. Among Jewish households headed by older adults, the most common future plan is to stay in their current home (84% of Jewish households ages 65-74, 93% of Jewish households ages 75 or older)

FUTURE DIRECTIONS

The findings that are presented in this report provide a detailed portrait of the Miami Jewish community, including community members' demographic characteristics; participation in Jewish communal life as well as their private Jewish activities; and their attitudes about Judaism, Israel, and the local Jewish community. This chapter summarizes some of the themes emerging from the data that community organizations can use as their starting point for planning for the future.

Cultural, religious, and political diversity

In a Jewish community as large and diverse as Miami, there are both challenges and opportunities to address the needs of each unique segment of the community while creating a sense of connection across those segments. The Miami Jewish community includes individuals who represent a wide range of religious affiliations, cultural backgrounds, and geographic origins, with different orientations toward Jewish life.

Creating inclusive and welcoming spaces that recognize and celebrate this diversity are critical to fostering a strong, united Jewish community. Organizations should consider tailoring programs and services to meet the needs of specific segments of the population, while also developing initiatives that bring different segments of the population together.

Some of the areas of diversity include:

Geographic origins

More than one third of Miami Jewish adults (36%) were born outside the United States. With substantial representation from Latin American (26% of Jewish adults), Israeli American (19% of Jewish adults), and Russian-speaking (6% of Jewish adults) Jewish communities, Miami is one of the most diverse Jewish populations in the United States.

Religious and Jewish life

The five patterns of Jewish engagement in Miami—Occasional, Holiday, Personal, Communal, and Ritual—are described in detail in the report. The Index of Jewish Engagement illustrates the diversity of Jewish engagement within the community, going beyond the more common categories of denominational affiliation.

Political views

The Miami Jewish community is divided fairly evenly among those who identify politically conservative (26% conservative, 6% very conservative), politically liberal (26% liberal, 9% very liberal), and moderate (34%). The overall share of the Jewish community who identify as politically conservative or very conservative (34%) is similar to the share who identify as liberal or very liberal (37%) as well as the share who identify as politically moderate (34%).

Geographic mobility

The Miami Jewish community has seen a steady influx of newcomers, with 25% of Jewish adults having arrived in the last decade. Factors that brought newcomers to Miami include family or friends (39%), weather or climate, (37%), job or career (29%), and characteristics of Miami's Jewish community (26%). Many of these new residents are younger, with 52% of Jewish newcomers under the age of 40. The presence of these younger Jewish adults, including young Orthodox families, has led to increased demand for Jewish education, housing, and community programs.

While Miami continues to attract new Jewish residents, a significant portion of the community is also considering leaving the area. Seventeen percent (17%) of Jewish adults report that they are contemplating relocating within the next three years. The primary reasons cited for potential outmigration are the high cost of living (46%), including housing and tuition costs for Jewish education, and dissatisfaction with the local political climate (38%).

Regional differences

The largest concentrations of Jewish households and Jewish individuals is in North Dade (33% of Jewish households and 39% of Jewish individuals). The second largest concentration of Jewish households and Jewish individuals is South Dade, with 32% of Jewish households and 29% of Jewish individuals. The Beaches includes 20% of Jewish households and 18% of Jewish individuals. The Central region includes 16% of Jewish households and 13% of Jewish individuals.

There are differences by demographics and Jewish life across these four regions. For example,

- Only 11% of Central Jewish households include minor children, compared to 25% of North Dade Jewish households that include minor children. Nearly half of South Dade Jewish households (47%) include couples without children, far more than all other regions.
- More than half of Central Jewish households (54%) are composed of individuals living alone or with unrelated roommates.
- Orthodox Jews reside primarily in The Beaches (41%) and North Dade (45%). Conservative and Traditional Jews primarily reside in North Dade (41%). Half of Reform Jews reside in South Dade.
- Jewish engagement varies among the four regions in Miami. The largest shares of the Ritual (43%) and Personal (45%) groups live in North Dade. The largest share of the Occasional group (46%) lives in South Dade.

Expanding Jewish education capacity

Demand for Jewish education, particularly Jewish day schools and yeshivas, is already strong in Miami, and likely to increase in the coming years to accommodate the recent influx of young Orthodox families. For the 2023-24 school year, roughly half of Miami Jewish children (45%) who are not yet in kindergarten were enrolled in an early childhood program run by a Jewish organization, compared to 20% of Jewish children nationally. In Miami, 41% of K-12 Jewish students were enrolled in Jewish day school or yeshiva, compared to 11% of K-12 Jewish students nationally.

In expanding the capacity of Jewish day schools, it will be important to be aware of parent considerations, including cost (70%), finding the right religious fit (60%), and location (46%).

At the same time, there is a demonstrated need for expanded educational options for non-Orthodox children, as indicated by the high level of interest in the establishment of a community middle or high school. Ensuring a range of affordable, high-quality Jewish educational opportunities will be crucial in meeting future community needs.

Addressing economic challenges and social service needs

Economic disparities within the Miami Jewish community present challenges that must be addressed. While many Jewish households report financial stability, more than one quarter of Jewish households (26%) describe themselves as struggling financially; 14% of Jewish households had difficulties paying for basic necessities during the past year, including food, housing, and medical care; and 13% of Jewish households receive at least one public benefit. Of Jewish households that received any public benefits or had difficulty paying for basic necessities, 37% said the assistance they received was adequate for managing any financial issues, 35% said the assistance was not adequate for managing financial issues, and 29% said that additional assistance was not needed to manage financial issues.

About one-in-five Jewish households (21%) include at least one person who has a chronic health issue, mental health issue, special need, or disability that affects participation in work, school, or activities. Sixteen percent (16%) of all Jewish households required health services to manage limiting health issues. Of Jewish households that needed any service, 28% did not receive at least one needed service; only 5% of Jewish households received any services from a Jewish organization.

The need for treatment for mental or emotional health is prevalent among a significant share of Jewish households. Almost one-in-five Jewish households (18%) included someone who required treatment for mental or emotional health issues. Four percent (4%) of all Jewish households required treatment for mental or emotional health issues but did not receive it; fewer than 1% of Jewish households received treatment for mental or emotional health issues from a Jewish organization. About two thirds of Jewish households with at least one teen or young adult ages 12 to 26 (66%) include someone who is currently experiencing social or emotional challenges.

Jewish community organizations may be positioned to address some of these unmet needs, either through an expansion of direct services or by connecting community members to existing resources.

Conclusion

This study is part of a long tradition of using the tools of social science to assess the size, character, interests, needs, and concerns of a local Jewish community. It measures participation in communal and individual Jewish practices, institutional engagement, unmet needs, and many other aspects of Jewish life in Miami-Dade County.

The findings presented in this report emerge from data collected systematically from 2,686 eligible households between February and June 2024. In interpreting the findings, it is important to be aware that the data were collected during the Israel-Hamas war that began in October 2023, and during a period of rising antisemitism in the United States. Nonetheless, the demographic patterns and

Jewish engagement can be understood as reflecting the overall character of the Miami Jewish community at the time of the study.

By emphasizing the opportunities for individuals, organizations, and community leaders to nurture Jewish life in Miami, we hope that this snapshot will serve as a foundation for informed decision-making. As the community continues to grow and change, proactive planning and investment in communal resources will continue to be essential to ensuring a vibrant, inclusive, and resilient future.

REVISION

Date of Revision: August 4, 2025

1. Community size. The households include 151,400 individuals.